

## INVESQ MULTICAP OPPORTUNITIES PORTFOLIO

<b>Portfolio Manager</b>	InvesQ Investment Managers LLP
<b>SEBI Reg. No.</b>	INP000008507
<b>Strategy</b>	InvesQ Multicap Opportunities Portfolio
<b>Principal Officer</b>	Aashish Jayant Upganlawar, C.A.
<b>Strategy Inception Date</b>	31 <sup>st</sup> May 2024
<b>Category</b>	Multi-Cap
<b>Benchmark</b>	S&P BSE 500 TRI
<b>Minimum Investment</b>	INR 50,00,000/-
<b>Bankers</b>	State Bank of India
<b>Custodian</b>	Nuvama Custodial Services Limited

### Investment Objective:

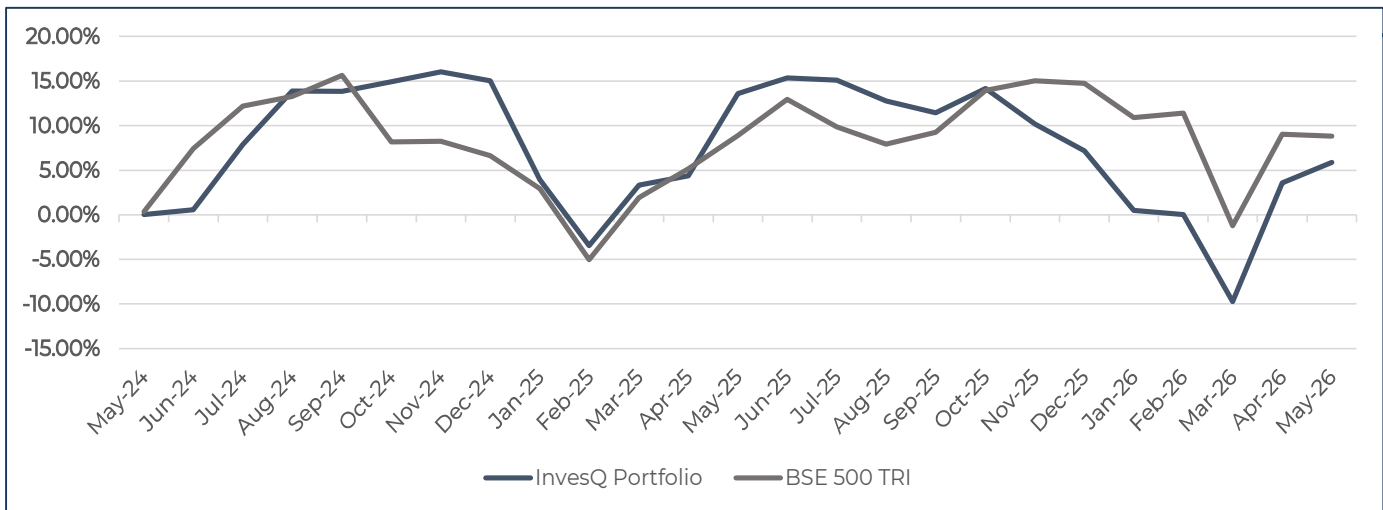
Optimise capital appreciation potential and control portfolio risk with proper proportions/weightages of selected companies and limiting the number of stocks.

### Investment Strategy:

Picking stocks for the portfolio that broadly fulfil either of the below approaches –

**TOP-DOWN:** Sectoral tailwinds for the business that would ensure strong growth for medium term; AND

**BOTTOM-UP:** Happenings in/for a company that can trigger wealth creation, example: change in management/their strategies that could trigger sharp turnaround in profits/cash flows; special situations like merger/demerger/acquisition etc.; step up in business cycle.



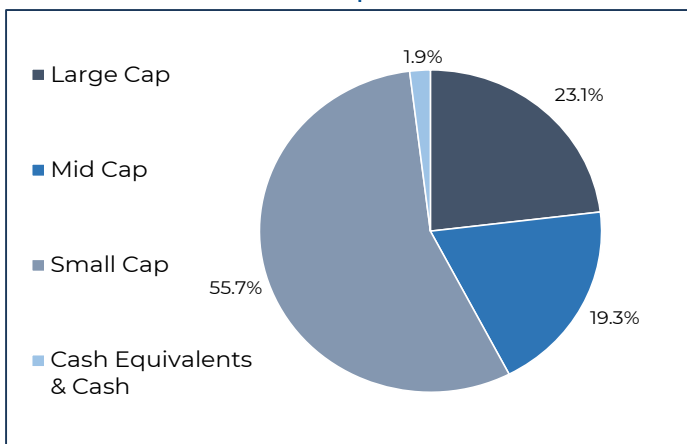
## Portfolio Performance

Particulars	1 Month	3 Months	6 Months	1 Year	2 Year	Since Inception <sup>#</sup>
InvesQ Portfolio*	2.20%	5.89%	-3.92%	-6.80%	2.90%	2.90%
BSE 500 TRI	-0.17%	-2.34%	-5.39%	-0.07%	4.14%	4.31%

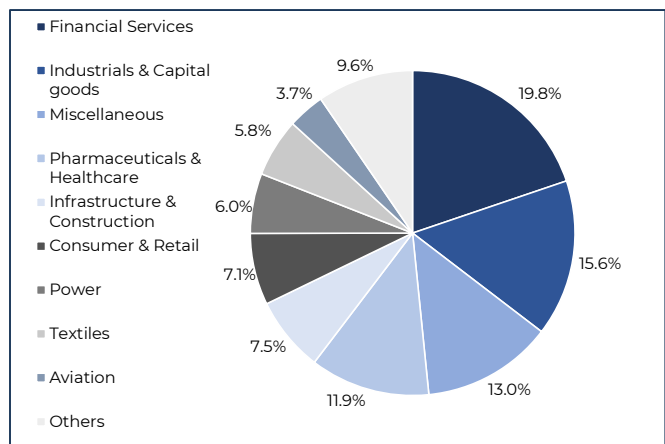
\*InvesQ Portfolio Returns are calculated Net of All Charges since 31<sup>st</sup> May 2024.

<sup>#</sup>Returns of 1 Year and below 1 Year are absolute and all other returns are annualized.

### Market Capitalization



### Sector Allocation





### Top 5 Holdings

Company / Asset Name	Market Cap. (INR in Cr.)	Weight
Wockhardt Ltd	33,009	6.4%
KEI Industries Ltd	50,358	6.1%
Cartrade Tech Ltd	8,308	6.0%
Gravita India Ltd	11,905	5.1%
Bajaj Finance Ltd	5,65,157	5.1%

### Portfolio Characteristics

Largest MCap (INR in Cr):	8,99,597
Smallest MCap (INR in Cr):	1,916
MCap Wt. Average (INR in Cr):	1,11,254
Mcap Median (INR in Cr):	13,534

#### Disclaimer

The information provided herein is only for the consumption of the intended recipient/client and such material should not be redistributed. Any information contained in this material shall not be constituted as an advice, an offer to initiate stock purchase or sell or as an invitation or solicitation to do for security of any entity. Further InvesQ Investment Managers LLP and its employees/partners/directors shall not be liable for any loss, damage, liability whatsoever for any direct or indirect loss arising from the use of this information. Past performance is no guarantee of future results. Investments in the securities market are subject to market risks. Read all the related documents carefully before investing. InvesQ Investment Managers LLP, SEBI Portfolio Manager Reg. No.- INP000008507. Main/Dealing Office – 101, Harmony, Opp. Mauli Petrol Pump, Baner Road, Baner, Pune Pin Code – 411045. Regd. Office - S/No. 135/1, Plot H-2, Swarnavilas, Baner Pashan Link Road, Behind Ven Construction Office, Pashan, Pune - 411021. Compliance/Grievance Officer – Mr. Rohitkumar Gajbhiye, Email – Rohit@invesq.in, Tel No. – 8329731233. Disclosure Document (DD) – Please visit <https://www.invesq.in/portfolio-management-services/> and click on Disclosure Document Section to view/download.

The Returns are calculated using Time Weighted Rate of Return (TWRR) at an aggregate scheme level. The performance related information provided herein is not verified by SEBI. Also, this performance is not certified by SEBI for the accuracy or adequacy of the same. Returns & Portfolio of client may vary as compared to Investment Approach aggregate level returns due to various factors for example entry/execution of portfolio or investment, additional investment, client approvals (if applicable), client specific requirement, any withdrawals, expenses charged, dividend income or due to other reasons. Past performance may or may not be sustained in future and should not be used as a basis for comparison with other investments. Returns and peers comparison can be tracked from Association of Portfolio Managers in India (APMI) – Please visit <https://www.apmiindia.org/apmi/welcome.htm>. In case of any queries related to the report, kindly reach out to your respective relationship managers for more details.

### InvesQ Investment Managers LLP

101, Harmony, Opp. Mauli Petrol Pump, Baner Road, Baner, Pune – 411045  
Phone: +91 9881525064 | Website: [www.invesq.in](http://www.invesq.in) | Email ID: [pmsadmin@invesq.in](mailto:pmsadmin@invesq.in)  
LLPIN: ACA-0476 | SEBI Regn. No.: INP000008507